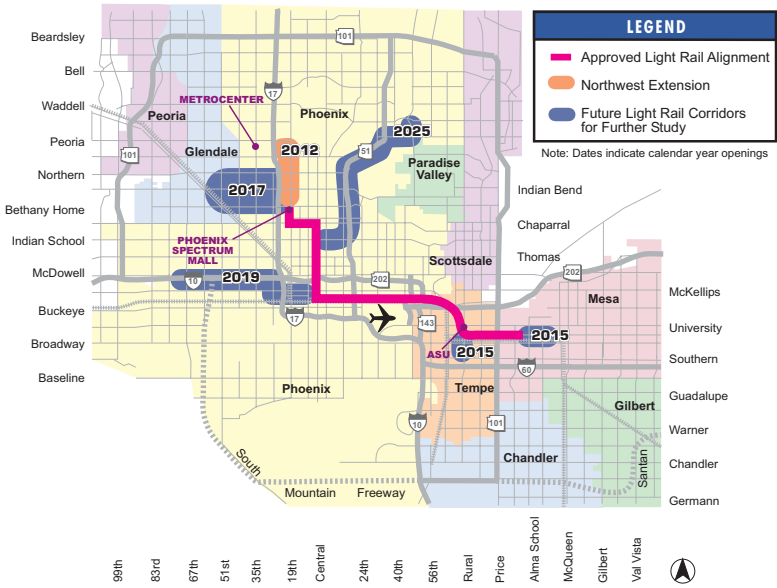




LIGHT RAIL PROJECT TIMELINES

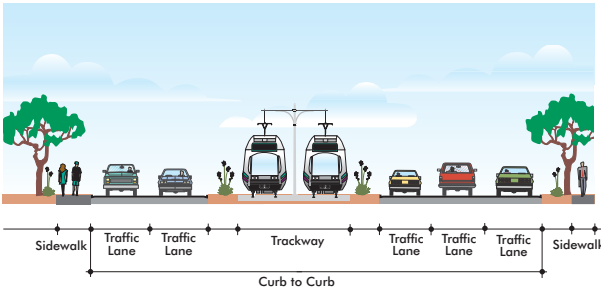
- METRO starter line - Phoenix, Tempe, Mesa 20-mile initial line currently under construction, complete in 2008
- **Northwest Extension - 2012**
First extension from the METRO 20-mile initial line
- Tempe extension - 2015
- Mesa downtown - 2015
- Glendale downtown - 2017
- I-10 West to 79th Ave - 2019
- SR-51/Paradise Valley - 2025

LIGHT RAIL CORRIDOR EXTENSIONS



HALF MILE SERVICE AREA

	2004	2030
Residents	19,876	34,570
Employees	20,115	36,821
Housing Units	9,422	14,739



NORTHWEST EXTENSION

Planning for the northwest extension of the METRO light rail system began in 2003 with the formal approval of the Phoenix City Council. The extension will add a little over four miles to the 20-mile starter line that begins near 19th Avenue and Bethany Home Road.

The Northwest Extension will travel north along 19th Avenue, turn west on Dunlap Avenue, then north again on 25th Avenue to Mountain View Road. The system will connect with bus service at Bethany Home Road, Glendale Avenue, Northern Avenue, Dunlap Avenue and at Mountain View Road.

METRO will be powered by electricity from overhead wires and will run on a track within the street right-of-way. Stations will be located within the medians. Each light rail vehicle has 66 seats and a capacity of 200 passengers, and can hold four bicycles and four wheelchairs.

During peak ridership periods, each train may have three vehicles. Trains will arrive in 10 minute intervals during peak periods and 20-30 minute intervals during off-peak periods.

ROUTE LENGTH

4.33 miles

STATION AREAS

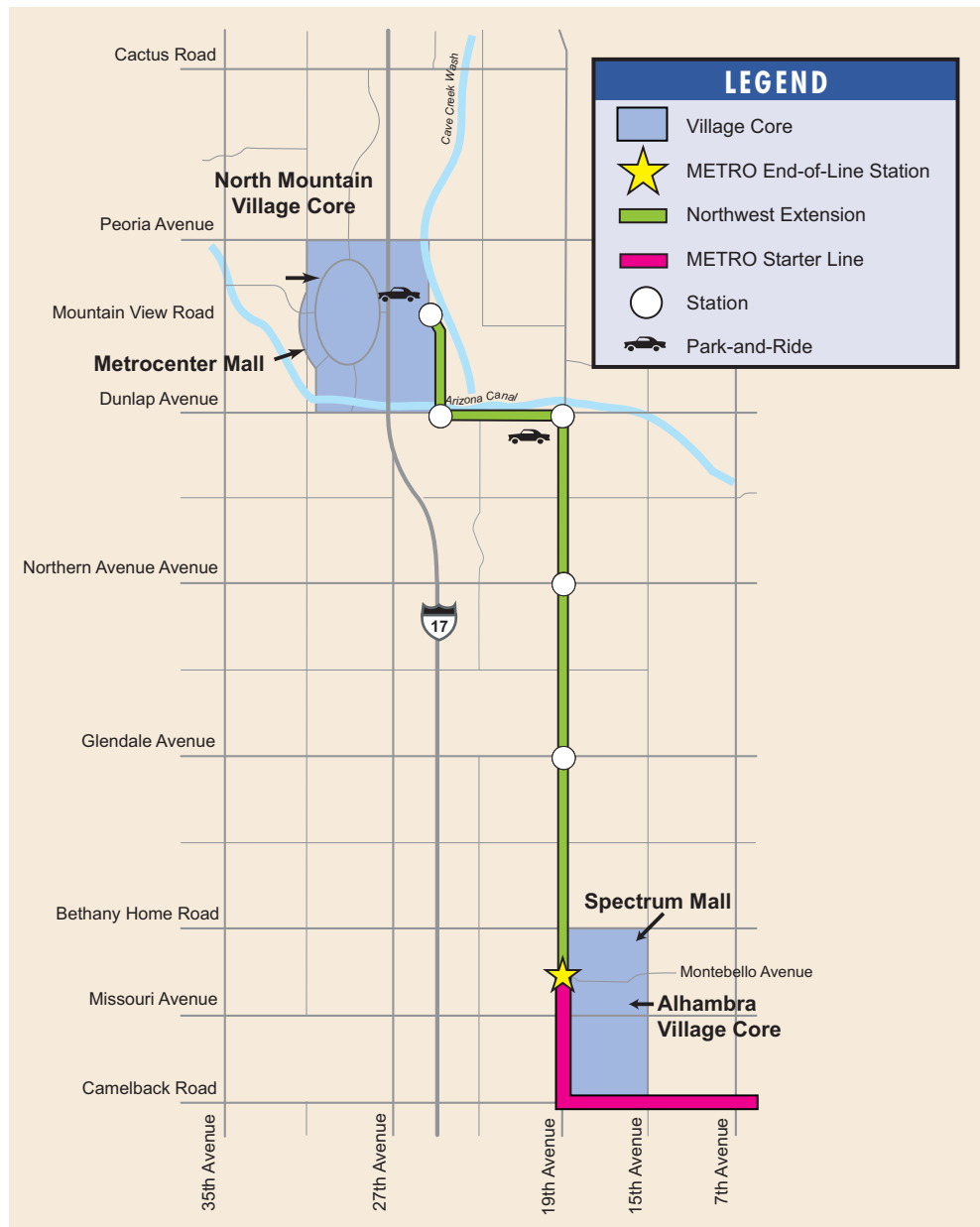
5 Stations

2 Park & Rides

Light rail will connect seamlessly with bus services. Transfers will be free.

PLANNING AND CONSTRUCTION

Advanced conceptual design work for the Northwest Extension began in 2006 and engineering, right-of-way acquisition, utility relocation and construction is set to occur 2007-2011. The light rail starter line will begin operation in December 2008; the Northwest Extension is scheduled to begin operation in late 2012.



FOR MORE INFORMATION

ValleyMetro.org

rail@ValleyMetro.org

602-254-RAIL

TTY 602-322-4499

Materials in alternate formats.

SCHEDULE

Alternatives Analysis	2003 - 2005
Draft Environmental Impact Statement / Concept Design	2005 - 2006
Final Environmental Impact Statement / Pre-Engineering	2006 - 2007
Final Design	2008 - 2009
Right-of-Way Acquisition	2008 - 2009
Utility Relocation	2009 - 2010
Construction	2011 - 2012
Testing and Start-Up	2012
Operation	Late 2012